

A decorative border of musical notation, including a treble clef, various note values (quarter, eighth, and sixteenth notes), and rests, arranged in a rectangular frame around the central text.

Concert Orchestra

Lesson: 4-8-2020

Learning Target:

Students will listen & reflect about a musical work.

A decorative border of musical notation surrounds the central text. The border consists of a single staff of music with various notes, including quarter, eighth, and sixteenth notes, and rests, arranged in a rectangular frame. The notes are black on a white background.

Warm-Up



Goal Warm-Up

Review your goal for the week, and answer the following:

1. What are three potential obstacles you might have in meeting your goals?
2. What are three some potential solutions to overcome Those obstacles?




Lesson

LET'S TAKE A LISTEN TO...

Composer: Ludwig Van Beethoven (1770-1827)

Piece: Symphony No. 5, 1st movement

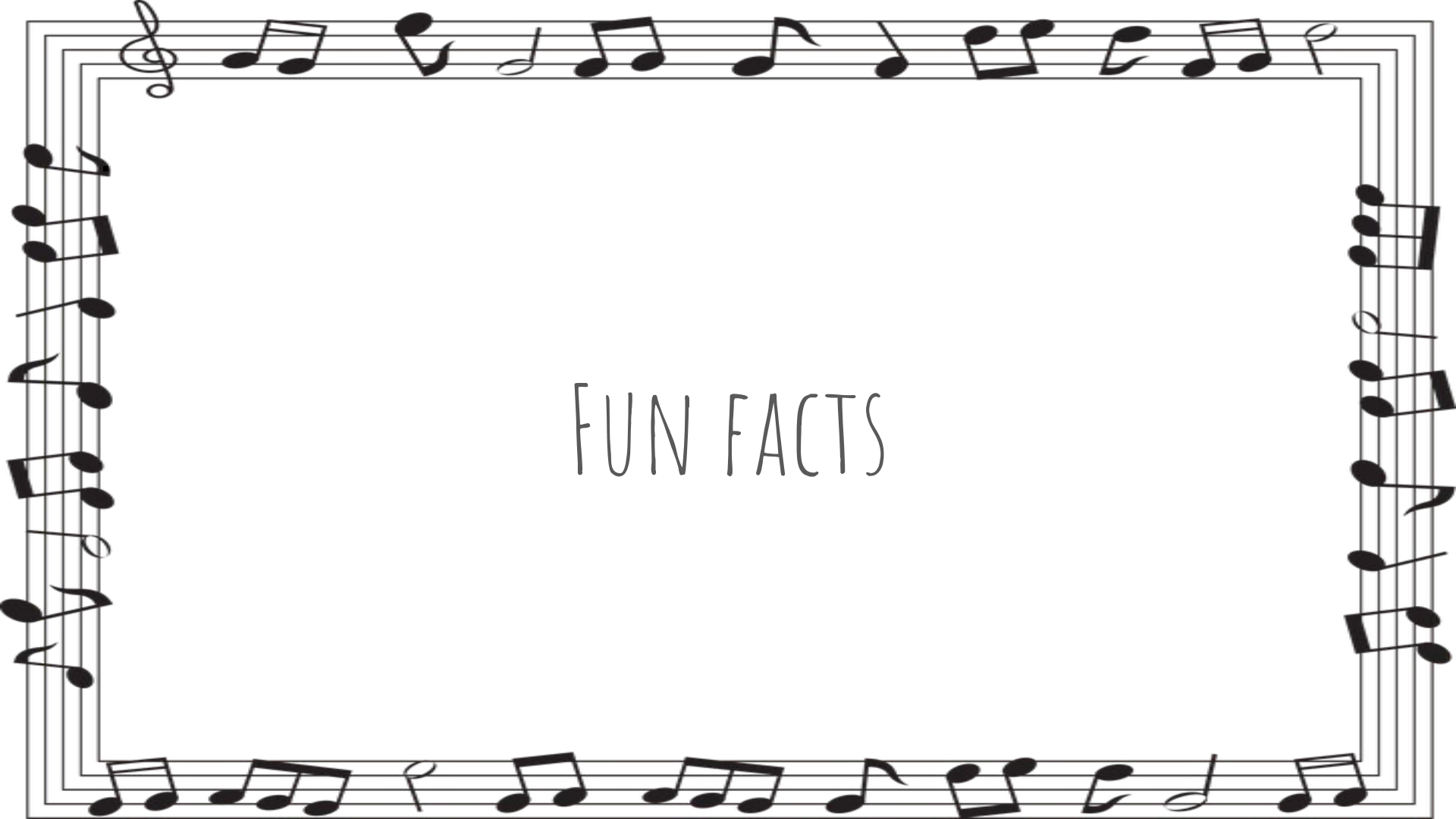


Joseph Karl Stieler. Photo: © Beethoven-Haus Bonn

A decorative border of musical notation surrounds the text. It features a treble clef at the top left, a bass clef at the bottom left, and various notes and rests on a five-line staff that forms a rectangular frame.

SYMPHONY No. 5

- HAS FOUR MOVEMENTS
- IN THE KEY OF C MINOR
- THE WHOLE PIECE LASTS ABOUT 30-40 MINUTES, BUT WE WILL ONLY BE LISTENING TO THE 1ST MOVEMENT.
- BEETHOVEN CONDUCTED THIS SYMPHONY AT THE PREMIERE.
- PIECE WAS WRITTEN DURING THE CLASSICAL PERIOD.



FUN FACTS

FUN FACT #1



THE BEGINNING SHORT-SHORT-SHORT-LONG RHYTHM PATTERN REPRESENTS "FATE KNOCKING AT THE DOOR" & HAS MANY VARIATIONS THROUGHOUT THE WHOLE WORK. BEETHOVEN WROTE THIS PIECE AS HE WAS STRUGGLING WITH HIS HEARING LOSS.

FUN FACT #2

IT TOOK BEETHOVEN ABOUT 4 YEARS TO FINISH THIS SYMPHONY BEFORE IT WAS PREMIERED AT THE THEATER AN DER WIEN IN 1808.



© WienTourismus/Paul Bauer

FUN FACT #3

THIS SYMPHONY BECAME FAMOUS DURING WORLD WAR II BECAUSE THE RHYTHM PATTERN MATCHED THE LETTER V FOR VICTORY IN MORSE CODE, THE ALPHABET USED ON THE TELEGRAPH.



CREDIT: BT ARCHIVE

FUN FACT #4

BEETHOVEN PLAYED THE PIANO, VIOLA, AND VIOLIN ALONG WITH BEING A COMPOSER (SOMEONE WHO WRITES MUSIC).



FUN FACT #5

THIS YEAR IS BEETHOVEN'S 250TH BIRTHDAY ANNIVERSARY.



BIRTHDAY SONG



BEFORE LISTENING, REMEMBER THESE TIPS

1. TRY TO FIND A QUIET SPOT (OUTSIDE, IN YOUR ROOM)
2. STAY FOCUS ON THE MUSIC (BE PRESENT & PRACTICE ACTIVE LISTENING)
3. LISTEN WITHOUT JUDGEMENT. (KEEP AN OPEN MIND)

A decorative border of musical notation, including a treble clef, various note values (quarter, eighth, and sixteenth notes), and rests, arranged in a rectangular frame around the central text.

IF YOU WANT TO KNOW MORE ABOUT BEING A BETTER MUSIC LISTENER CHECK
OUT THE FOLLOWING ARTICLE.

How to Listen to Music

A decorative border of musical notation surrounds the page. It consists of a single treble clef staff at the top, with various notes and rests. The bottom edge also features a staff with notes. The left and right sides are decorated with vertical staves containing musical notes.

AS YOU LISTEN, FILL OUT THE LISTENING LOG.

Listening Log

A decorative border of musical notation, including a treble clef, various note values (quarter, eighth, and sixteenth notes), and rests, arranged in a rectangular frame around the central text.

SELECT ONE OF THE FOLLOWING PERFORMANCES:

1. Danish National Symphony Orchestra. 1st Movement is until 7:30.


[Beethoven's Fifth Symphony](#)

2. If you would like to see a graphical score, check this video out.

[Beethoven's Fifth Symphony, 1st movement](#)

If you are feeling adventurous, you may follow along using the musical score as well!

[Beethoven Score](#)

A decorative border of musical notation, including a treble clef, various note values (quarter, eighth, and sixteenth notes), and rests, arranged in a rectangular frame around the central text.

Feel free to share your
listening log with your
teacher!

allison_ross@idschools.org

melissa_quillory@idschools.org

laura_vanderwoude@idschools.org

selene_hernandez@idschools.org



Review

A decorative border of musical notation surrounds the text. It features a treble clef at the top left, various note values (quarter, eighth, and sixteenth notes), and rests arranged in a rectangular frame.

REFLECTION QUESTIONS

1. What did you notice?
2. What do you think Beethoven was communicating through his music?
3. What makes you say that?

A decorative border of musical notation surrounds the central text. The border consists of a single staff of music with various notes, including quarter, eighth, and sixteenth notes, as well as rests, arranged in a rectangular frame. The notes are black on a white background.

Self-Assessment


You learn the more you listen!

Try listening to the 1st movement again and see how many more new sounds/instruments you hear.

Challenge your focus!

Listen to the entire piece. It will be magical.



A decorative border of musical notation surrounds the central text. The border consists of a single staff of music with various notes, including quarter, eighth, and sixteenth notes, as well as rests. The notes are arranged in a way that they appear to flow around the central text, creating a frame. The top staff starts with a treble clef. The bottom staff ends with a double bar line.

Additional Materials



WANT TO LEARN MORE ABOUT BEETHOVEN?

Here are some wonderful websites & videos that you can explore!

Symphony No. 5

- <https://www.npr.org/templates/story/story.php?storyId=5473894>
- <https://www.youtube.com/watch?v=c4hZY5h84Wc>

Beethoven's Life

- https://www.youtube.com/watch?v=wz_vnQ8lhjA&feature=youtu.be
- <https://www.classicfm.com/composers/beethoven/guides/deaf-hearing-loss-composing/>
- <https://www.classicfm.com/composers/beethoven/guides/beethoven-20-facts-about-great-composer/>